

INTRODUCTION

CONTENTS

	page		page
BODY CODE PLATE LOCATION AND DECODING INFORMATION	3	TORQUE REFERENCES	4
INTERNATIONAL SYMBOLS	5	VEHICLE FAMILY IDENTIFICATION	1
METRIC SYSTEM	6	VEHICLE IDENTIFICATION NUMBER	1
METRIC THREAD AND GRADE IDENTIFICATION	5	VEHICLE SAFETY CERTIFICATION LABEL	1

VEHICLE FAMILY IDENTIFICATION

Throughout this service manual references are made to Vehicle Family, Body Codes. The letters AS is a body code that is assigned to a individual vehicle family (Fig. 1). Also digit boxes 16 and 17 on the Body Code Plate indicate the Vehicle family.

VEHICLE FAMILY	CAR LINE	VEHICLE NAME	BODY STYLE
	Y	Town & Country	53
	K	Caravan-FWD	12
	K	Caravan-FWD	13
	K	Grand Caravan-FWD	52
	K	Grand Caravan-FWD	53
	D	Caravan-AWD	12
	D	Caravan-AWD	13
	D	Grand Caravan-AWD	52
	D	Grand Caravan-AWD	53
	H	Voyager-FWD	12
	H	Voyager-FWD	13
	H	Grand Voyager-FWD	52
	H	Grand Voyager-FWD	53
	P	Voyager-AWD	52
	P	Grand Voyager-AWD	53

12 = Van Short Wheel Base	Y = Chrysler
13 = Van Long Wheel Base	K = FWD Dodge
52 = Wagon Short Wheel Base	D = AWD Dodge
53 = Wagon Long Wheel Base	H = FWD Plymouth
FWD = Front Wheel Drive	P = AWD Plymouth
AWD = All Wheel Drive	

92IN-4

Fig. 1 Vehicle Family Identification

VEHICLE IDENTIFICATION NUMBER

The Vehicle Identification Number (VIN) is located on the upper left corner of the instrument panel, near the left windshield pillar. The VIN consists of 17 characters in a combination of letters and numbers

that provide specific information about the vehicle (Fig. 2). Refer to Vehicle Identification Number Decoding Chart.

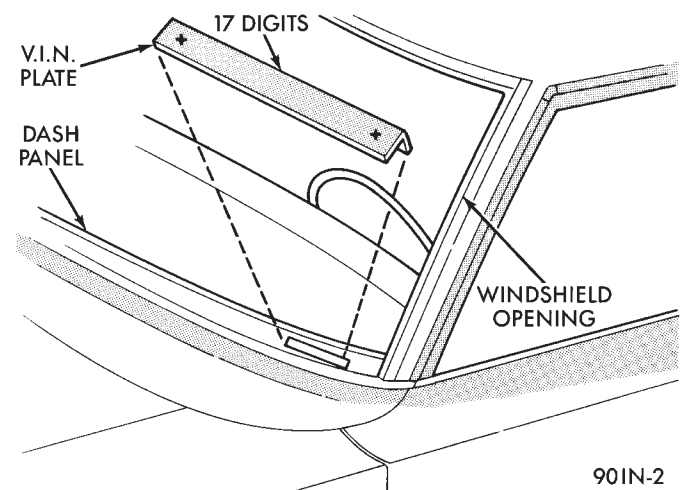


Fig. 2 Vehicle Identification Number (VIN Plate)

VEHICLE SAFETY CERTIFICATION LABEL

A vehicle safety certification label (Fig. 3) is attached to the rear facing of the driver's door. This label indicates date of manufacture (month and year), Gross Vehicle Weight Rating (GVWR), Gross Axle Weight Rating (GAWR) front, Gross Axle Weight Rating (GAWR) rear and the Vehicle Identification Number (VIN). The Month, Day and Hour of manufacture is also included.

All communications or inquiries regarding the vehicle should include the Month-Day-Hour and Vehicle Identification Number.



(UNITED STATES)

(CANADA)

MFG BY CHRYSLER CORPORATION DATE OF MANUFACTURE

GAWR GAWR FRONT GAWR REAR

THIS VEHICLE CONFORMS TO ALL APPLICABLE FEDERAL MOTOR VEHICLE SAFETY STANDARDS IN EFFECT ON THE DATE OF MANUFACTURE SHOWN ABOVE.

VEHICLE IDENTIFICATION NUMBER

VEHICLE TYPE: PASSENGER CAR

CAUTION—DO NOT USE WEIGHT RATING DATA PROVIDED ABOVE FOR DETERMINING MAXIMUM VEHICLE PASSENGER AND/OR CARGO LOAD CAPACITY. FOR DETERMINING MAXIMUM PASSENGER AND/OR CARGO LOAD CAPACITY, USE THE VALUES PROVIDED ON THE TIRE PRESSURE PLACARD AFFIXED ELSEWHERE ON THIS VEHICLE.

MDH MADE IN U.S.A. 3759156



RN882

MFG BY CHRYSLER CANADA LTD DATE OF MANUFACTURE

GAWR GAWR FRONT GAWR REAR

THIS VEHICLE CONFORMS TO ALL APPLICABLE FEDERAL MOTOR VEHICLE SAFETY STANDARDS IN EFFECT ON THE DATE OF MANUFACTURE SHOWN ABOVE.

VEHICLE IDENTIFICATION NUMBER

VEHICLE TYPE: PASSENGER CAR

CAUTION—DO NOT USE WEIGHT RATING DATA PROVIDED ABOVE FOR DETERMINING MAXIMUM VEHICLE PASSENGER AND/OR CARGO LOAD CAPACITY. FOR DETERMINING MAXIMUM PASSENGER AND/OR CARGO LOAD CAPACITY, USE THE VALUES PROVIDED ON THE TIRE PRESSURE PLACARD AFFIXED ELSEWHERE ON THIS VEHICLE.

MDH MADE IN CANADA 3759157

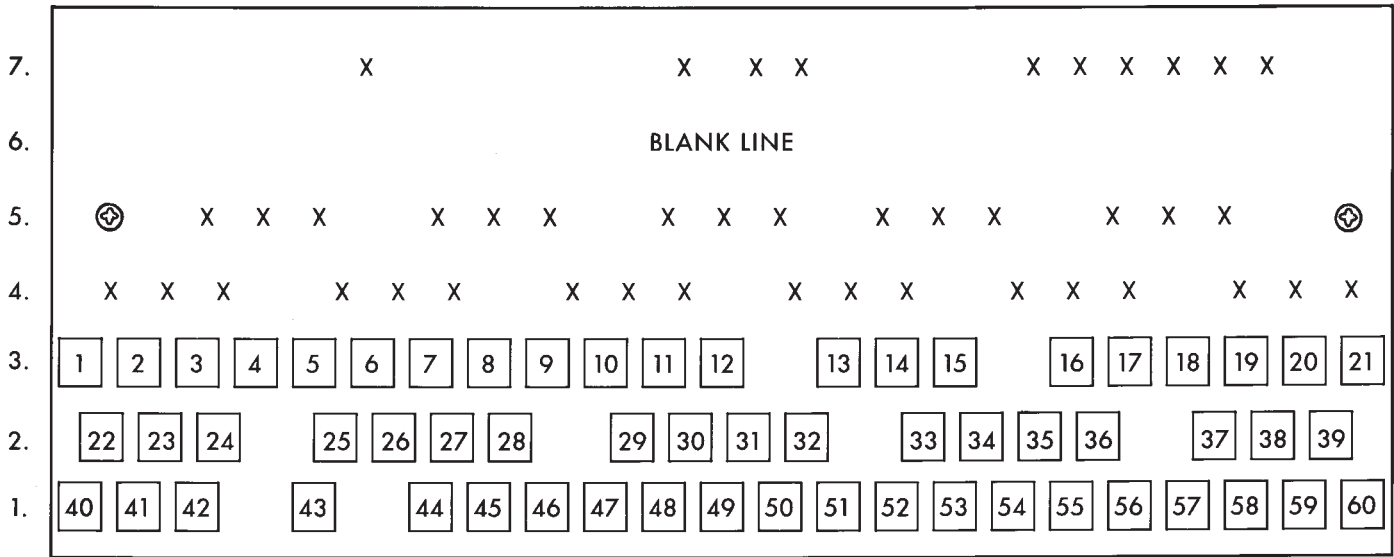
Fig. 3 Vehicle Safety Certification Label

VEHICLE IDENTIFICATION NUMBER DECODING CHART

POSITION	INTERPRETATION	CODE OPTIONS
1	Country of Origin	1 = United States 2 = Canada 3 = Mexico
2	Make	B = Dodge C = Chrysler P = Plymouth
3	Type of Vehicle	3 = Multipurpose Passenger Vehicle
4	Gross Vehicle Weight	D = 0-1360 kg (1-3000 lbs.) E = 1361-1814 kg (3001-4000 lbs.) F = 1815-2267 kg (4001-5000 lbs.) G = 2268-2721 kg (5001-6000 lbs.) H = 2722-3175 kg (6001-7000 lbs.) J = 3176-3628 kg (7001-8000 lbs.) K = 3629-4082 kg (8001-9000 lbs.) L = 4083-4535 kg (9001-10000 lbs.) M = 4536-6350 kg (10001-14000 lbs.) W = Busses/Incomplete Vehicles with Hydraulic Brakes
5	Line	H = 4x2 - Dodge/Caravan SE, Caravan LE H = 4x2 - Plymouth/Voyager SE, Voyager LE H = 4x2 - Chrysler/Town & Country K = 4x4 - Dodge/Caravan SE, Caravan LE K = 4x4 - Plymouth/Voyager SE, Voyager LE
6	Series	1 = Economy Line 2 = Low Line 3 = Medium Line 4 = High Line 5 = Premium Line 6 = Sport 7 = Special 8 = Miscellaneous
7	Body Style	1 = Van 4 = Extended Wagon/Van 5 = Wagon
8	Engine	3 = 3.0L K = 2.5L EFI R = 3.3L EFI
9	Check Digit	
10	Model Year	M = 1992
11		R = Windsor X = St. Louis II
12 through 17 = Vehicle Build Sequence		

92IN-2X

BODY CODE PLATE



91IN-4

BODY CODE PLATE LOCATION AND DECODING INFORMATION

The Body Code Plate is attached to the top of the radiator closure panel in the engine compartment. There are seven lines of information on the body code plate. Lines 4, 5, 6, and 7 are not used to define service information. Information reads from left to right, starting with line 3 in the center of the plate to line 1 at the bottom of the plate.

BODY CODE PLATE LINE 3

DIGIT BOXES 1 THROUGH 12—Vehicle Order Number

DIGIT BOXES 13, 14, AND 15—Vinyl Roof Code

DIGIT BOXES 16, 17, AND 18—Vehicle Shell Car Line

- ASY = Town & Country
- ASK = 2x4-Caravan CV, Caravan, Caravan SE, Grand Caravan SE,
- Caravan LE, Grand Caravan LE
- ASD = 4x4-Caravan CV, Caravan SE, Grand Caravan SE,
- Caravan LE, Grand Caravan LE
- ASH = 2x4-Voyager, Voyager SE, Grand Voyager SE,
- Voyager LE, Grand Voyager LE
- ASP = 4x4-Voyager SE, Grand Voyager SE, Voyager LE, Grand Voyager LE

DIGIT BOX 19—Price Class

- E = Economy
- H = High Line
- L = Low Line
- M = Maximum
- P = Premium
- S = Special/Sport
- X = Performance Image

DIGIT BOXES 20 AND 21—Body Type

- 12 = Van/Short Wheel Base
- 13 = Van/Long Wheel Base
- 52 = Wagon/Short Wheel Base
- 53 = Wagon/Long Wheel Base

BODY CODE PLATE LINE 2

DIGIT BOXES 22,23, AND 24—Paint Procedure

DIGIT BOXES 25 THROUGH 28—Primary Paint

See Group 23, Body for color codes

DIGIT BOXES 29 THROUGH 32—Secondary Paint

DIGIT BOXES 33 THROUGH 36—Interior Trim Code

DIGIT BOXES 37, 38, AND 39—Engine Code

- EDM = 2.5 L, 4 cylinder EFI Gas—Automatic or Manual Transaxle
- EFA = 3.0 L, V6 Gas (EFI)—Automatic or Manual Transaxle
- EGA = 3.3 L, V6 Gas (EFI)—Automatic Transaxle

BODY CODE PLATE LINE 1

DIGIT BOXES 40, 41, AND 42—Transaxle Codes

- DGM = A670 3-speed Automatic Transaxle
- DGC = A413 3-speed Automatic Transaxle
- DGB = A604 4-speed Std. Duty Automatic Transaxle
- DGL = A604 4-speed Electronic Automatic Transaxle



STANDARD BODY DIMENSIONS

EXTERIOR DIMENSIONS										
VEHICLE FAMILY	BODY STYLE	WHEELBASE		TRACK		OVERALL				
		mm/in.		FRONT mm/in.	REAR mm/in.	LENGTH mm/in.		WIDTH mm/in.	HEIGHT mm/in.	
AS	K-12	2846/112.0		1522/59.9		4468/175.9		1764/69.4		1698/66.9
AS	K-13	3024/119.1		1523/60.0		4838/190.5		1764/69.4		1714/67.5
AS	HK-52	2846/112.0		1522/59.9		4516/177.8		1764/69.4		1672/65.8
AS	HK-53	3025/119.1		1521/59.9		4888/192.4		1764/69.4		1676/66.0

INTERIOR DIMENSIONS									
VEHICLE FAMILY	BODY STYLE	HEAD ROOM		LEG ROOM		SHOULDER ROOM		HIP ROOM	
		FRONT	REAR	FRONT	REAR	FRONT	REAR	FRONT	REAR
AS	K-12/13	990 mm 39.0 in.		970 mm 38.2 in.		1484 mm 58.4 in.		1344 mm 52.9 in.	
AS	HK-52/53	990 mm 39.0 in.	970 mm 38.2 in.	970 mm 38.2 in.	959 mm 37.8 in.	1484 mm 58.4 in.	1557 mm 61.3 in.	1344 mm 51.9 in.	1620 mm 63.8 in.

91IN-8

DIGIT BOX 43—Market Code

- U = United States
- C = Canada
- B = International
- M = Mexico

DIGIT BOXES 44 THROUGH 60—Vehicle Identification Number (VIN)

Refer to Vehicle Identification Number (VIN) paragraph for proper breakdown of VIN code.

IF TWO BODY CODE PLATES ARE REQUIRED

The last code shown on either plate will be followed by END. When two plates are required, the last code space on the first plate will show CTD (for continued).

When a second plate is required, the first four spaces of each line will not be used due to overlap of the plates.

TORQUE REFERENCES

Individual Torque Charts appear at the end of many Groups. Refer to the Standard Torque Specifications and Bolt Identification Chart in this Group for torques not listed in the individual torque charts (Fig. 4).

Torque specifications on the Bolt Torque chart are based on the use of clean and dry threads. Reduce the torque by 10% when the threads are lubricated with engine oil and by 20% if new plated bolts are used.

Various sizes of Torx head fasteners are used to secure numerous components to assemblies. Due to ever changing usage of fasteners, Torx head fasteners may not be identified in art or text.

BOLT TORQUE

BOLT SIZE	GRADE 5		GRADE 8	
	N-m	ft-lbs (in-lbs)	N-m	ft-lbs (in-lbs)
1/4-20	11	(95)	14	(125)
1/4-28	11	(95)	17	(150)
5/16-18	23	(200)	31	(270)
5/16-24	27	20	34	25
3/8-16	41	30	54	40
3/8-24	48	35	61	45
7/16-14	68	50	88	65
7/16-20	75	55	95	70
1/2-13	102	75	136	100
1/2-20	115	85	149	110
9/16-12	142	105	183	135
9/16-18	156	115	203	150
5/8-11	203	150	264	195
5/8-18	217	160	285	210
3/4-16	237	175	305	225

J89IN-9

Fig. 4 Grade 5 and 8 Standard Torque Specifications

METRIC THREAD AND GRADE IDENTIFICATION

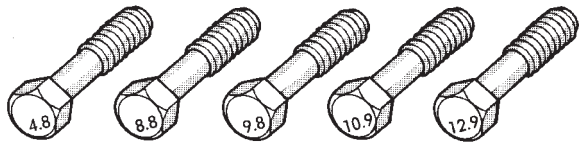
Metric and SAE thread notations differ slightly. The difference is illustrated in Figure 5.

INCH		METRIC	
5/16-18		M8 X 1.25	
THREAD MAJOR DIAMETER IN INCHES	NUMBER OF THREADS PER INCH	THREAD MAJOR DIAMETER IN MILLIMETERS	DISTANCE BETWEEN THREADS IN MILLIMETERS

PR606B

Fig. 5 Thread Notation (Metric and SAE)

Common metric fastener strength classes are 9.8 and 12.9 with the class identification embossed on the head of each bolt (Fig. 6). Some metric nuts will be marked with a single digit strength number on the nut face.



METRIC BOLTS—IDENTIFICATION CLASS NUMBERS CORRESPOND TO BOLT STRENGTH— INCREASING NUMBERS REPRESENT INCREASING STRENGTH. J891N-10

Fig. 6 Metric Bolt Identification

























SAE strength classes range from grade 2 to 8 with line identification embossed on each bolt head. Markings corresponding to two lines less than the actual grade (Fig. 7). For Example: Grade 7 bolt will have 5 embossed lines on the bolt head.

INTERNATIONAL SYMBOLS

Some International Symbols are used to identify controls and displays in this vehicle. These symbols are applicable to those controls which are displayed on the instrument panel or in the immediate vicinity of the driver (Fig. 8).

SAE CLASSIFICATION		
GRADE 5		GRADE 8
	MARKINGS FOUND ON TOP OF BOLT HEAD INDICATE GRADE	
GRADE 2	GRADE 5	GRADE 8
(SAE) BOLTS—IDENTIFICATION MARKS CORRESPOND TO BOLT STRENGTH—INCREASING NUMBERS REPRESENT INCREASING STRENGTH.		
J891N-11		

Fig. 7 SAE Bolt Identification

INTERNATIONAL SYMBOLS					
					
UPPER BEAM	LOWER BEAM	TURN SIGNAL	HAZARD WARNING	WINDSHIELD WIPER	WINDSHIELD WASHER
					
WINDSHIELD WIPER AND WASHER	VENTILATING FAN	PARKING LIGHTS	FRONT HOOD	REAR HOOD (TRUNK)	CHOKE (COLD STARTING AID)
					
HORN	FUEL	ENGINE COOLANT TEMPERATURE	BATTERY CHARGING CONDITION	ENGINE OIL	SEAT BELT
					
LIGHTER	REAR WINDOW WIPER	REAR WINDOW WASHER	PARKING BRAKE	BRAKE FAILURE	WINDSCREEN DEMISTING AND DEFROSTING

RK230

*Fig. 8 International Symbols***METRIC SYSTEM**

Figure art, specifications, and tightening references in this Service Manual are identified in the metric system and in the SAE system.

During any maintenance or repair procedures, it is important to salvage metric fasteners (nuts, bolts, etc.) for reassembly. If the fastener is not salvageable, a fastener of equivalent specification should be used.

WARNING: USE OF AN INCORRECT FASTENER MAY RESULT IN COMPONENT DAMAGE OR PERSONAL INJURY.

The metric system is based on quantities of one, ten, one hundred, one thousand, and one million (Fig. 9).

Mega	-	(M) Million	Deci	-	(D) Tenth
Kilo	-	(K) Thousand	Centi	-	(C) Hundreth
		Milli	-	(m) Thousandth	

J901N-2

Fig. 9 Metric Prefixes

The following Tables will assist you in conversion procedures.



CONVERSION TABLES

in-lbs to N•m

N•m to in-lbs

in-lb	N•m	in-lb	N•m	in-lb	N•m	in-lb	N•m	in-lb	N•m	N•m	in-lb	N•m	in-lb	N•m	in-lb	N•m	in-lb	N•m	in-lb	N•m
2	.2260	42	4.7453	82	9.2646	122	13.7839	162	18.3032	.2	1.7702	4.2	37.1747	8.2	72.5792	12.2	107.9837	16.2	143.3882	
4	.4519	44	4.9713	84	9.4906	124	14.0099	164	18.5292	.4	3.5404	4.4	38.9449	8.4	74.3494	12.4	109.7539	16.4	145.1584	
6	.6779	46	5.1972	86	9.7165	126	14.2359	166	18.7552	.6	5.3107	4.6	40.7152	8.6	76.1197	12.6	111.5242	16.6	146.9287	
8	.9039	48	5.4232	88	9.9425	128	14.4618	168	18.9811	.8	7.0809	4.8	42.4854	8.8	77.8899	12.8	113.2944	16.8	148.6989	
10	1.1298	50	5.6492	90	10.1685	130	14.6878	170	19.2071	1	8.8511	5	44.2556	9	79.6601	13	115.0646	17	150.4691	
12	1.3558	52	5.8751	92	10.3944	132	14.9138	172	19.4331	1.2	10.6213	5.2	46.0258	9.2	81.4303	13.2	116.8348	17.2	152.2393	
14	1.5818	54	6.1011	94	10.6204	134	15.1397	174	19.6590	1.4	12.3916	5.4	47.7961	9.4	83.2006	13.4	118.6051	17.4	154.0096	
16	1.8077	56	6.3270	96	10.8464	136	15.3657	176	19.8850	1.6	14.1618	5.6	49.5663	9.6	84.9708	13.6	120.3753	17.6	155.7798	
18	2.0337	58	6.5530	98	11.0723	138	15.5917	178	20.1110	1.8	15.9320	5.8	51.3365	9.8	86.7410	13.8	122.1455	17.8	157.5500	
20	2.2597	60	6.7790	100	11.2983	140	15.8176	180	20.3369	2	17.7022	6	53.1067	10	88.5112	14	123.9157	18	159.3202	
22	2.4856	62	7.0049	102	11.5243	142	16.0436	182	20.5629	2.2	19.4725	6.2	54.8770	10.2	90.2815	14.2	125.6860	18.5	163.7458	
24	2.7116	64	7.2309	104	11.7502	144	16.2696	184	20.7889	2.4	21.2427	6.4	56.6472	10.4	92.0517	14.4	127.4562	19	168.1714	
26	2.9376	66	7.4569	106	11.9762	146	16.4955	186	21.0148	2.6	23.0129	6.6	58.4174	10.6	93.8219	14.6	129.2264	19.5	172.5970	
28	3.1635	68	7.6828	108	12.2022	148	16.7215	188	21.2408	2.8	24.7831	6.8	60.1876	10.8	95.5921	14.8	130.9966	20	177.0225	
30	3.3895	70	7.9088	110	12.4281	150	16.9475	190	21.4668	3	26.5534	7	61.9579	11	97.3624	15	132.7669	20.5	181.4480	
32	3.6155	72	8.1348	112	12.6541	152	17.1734	192	21.6927	3.2	28.3236	7.2	63.7281	11.2	99.1326	15.2	134.5371	21	185.8736	
34	3.8414	74	8.3607	114	12.8801	154	17.3994	194	21.9187	3.4	30.0938	7.4	65.4983	11.4	100.9028	15.4	136.3073	22	194.7247	
36	4.0674	76	8.5867	116	13.1060	156	17.6253	196	22.1447	3.6	31.8640	7.6	67.2685	11.6	102.6730	15.6	138.0775	23	203.5759	
38	4.2934	78	8.8127	118	13.3320	158	17.8513	198	22.3706	3.8	33.6342	7.8	69.0388	11.8	104.4433	15.8	139.8478	24	212.4270	
40	4.5193	80	9.0386	120	13.5580	160	18.0773	200	22.5966	4	35.4045	8	70.8090	12	106.2135	16	141.6180	25	221.2781	

ft-lbs to N•m

N•m to ft-lbs

ft-lb	N•m	ft-lb	N•m	ft-lb	N•m	ft-lb	N•m	ft-lb	N•m	N•m	ft-lb	N•m	ft-lb	N•m	ft-lb	N•m	ft-lb	N•m	ft-lb	N•m
1	1.3558	21	28.4722	41	55.5885	61	82.7049	81	109.8212	1	.7376	21	15.9888	41	30.2400	61	44.9913	81	59.7425	
2	2.7116	22	29.8280	42	56.9444	62	84.0607	82	111.1770	2	1.4751	22	16.2264	42	30.9776	62	45.7289	82	60.4801	
3	4.0675	23	31.1838	43	58.3002	63	85.4165	83	112.5328	3	2.2127	23	16.9639	43	31.7152	63	46.4664	83	61.2177	
4	5.4233	24	32.5396	44	59.6560	64	86.7723	84	113.8888	4	2.9502	24	17.7015	44	32.4527	64	47.2040	84	61.9552	
5	6.7791	25	33.8954	45	61.0118	65	88.1281	85	115.2446	5	3.6878	25	18.4391	45	33.1903	65	47.9415	85	62.6928	
6	8.1349	26	35.2513	46	62.3676	66	89.4840	86	116.6004	6	4.4254	26	19.1766	46	33.9279	66	48.6791	86	63.4303	
7	9.4907	27	36.6071	47	63.7234	67	90.8398	87	117.9562	7	5.1629	27	19.9142	47	34.6654	67	49.4167	87	64.1679	
8	10.8465	28	37.9629	48	65.0793	68	92.1956	88	119.3120	8	5.9005	28	20.6517	48	35.4030	68	50.1542	88	64.9545	
9	12.2024	29	39.3187	49	66.4351	69	93.5514	89	120.6678	9	6.6381	29	21.3893	49	36.1405	69	50.8918	89	65.6430	
10	13.5582	30	40.6745	50	67.7909	70	94.9073	90	122.0236	10	7.3756	30	22.1269	50	36.8781	70	51.6293	90	66.3806	
11	14.9140	31	42.0304	51	69.1467	71	96.2631	91	123.3794	11	8.1132	31	22.8644	51	37.6157	71	52.3669	91	67.1181	
12	16.2698	32	43.3862	52	70.5025	72	97.6189	92	124.7352	12	8.8507	32	23.6020	52	38.3532	72	53.1045	92	67.8557	
13	17.6256	33	44.7420	53	71.8583	73	98.9747	93	126.0910	13	9.5883	33	24.3395	53	39.0908	73	53.8420	93	68.5933	
14	18.9815	34	46.0978	54	73.2142	74	100.3316	94	127.4468	14	10.3259	34	25.0771	54	39.8284	74	54.5720	94	69.3308	
15	20.3373	35	47.4536	55	74.5700	75	101.6862	95	128.8026	15	11.0634	35	25.8147	55	40.5659	75	55.3172	95	70.0684	
16	21.6931	36	48.8094	56	75.9258	76	103.0422	96	130.1586	16	11.8010	36	26.5522	56	41.3035	76	56.0547	96	70.8060	
17	23.0489	37	50.1653	57	77.2816	77	104.3980	97	131.5144	17	12.5386	37	27.2898	57	42.0410	77	56.7923	97	71.5435	
18	24.4047	38	51.5211	58	78.6374	78	105.7538	98	132.8702	18	13.2761	38	28.0274	58	42.7786	78	57.5298	98	72.2811	
19	25.7605	39	52.8769	59	79.9933	79	107.1196	99	134.2260	19	14.0137	39	28.7649	59	43.5162	79	58.2674	99	73.0187	
20	27.1164	40	54.2327	60	81.3491	80	108.4654	100	135.5820	20	14.7512	40	29.5025	60	44.2537	80	59.0050	100	73.7562	

in. to mm

mm to in.

in.	mm	in.	mm	in.	mm	in.	mm	in.	mm	mm	in.	mm	in.	mm	in.	mm	in.	mm	in.	mm	in.
.01	.254	.21	5.334	.41	10.414	.61	15.494	.81	20.574	.01	.00039	.21	.00827	.41	.01614	.61	.02402	.81	.03189		
.02	.508	.22	5.588	.42	10.668	.62	15.748	.82	20.828	.02	.00079	.22	.00866	.42	.01654	.62	.02441	.82	.03228		
.03	.762	.23	5.842	.43	10.922	.63	16.002	.83	21.082	.03	.00118	.23	.00906	.43	.01693	.63	.02480	.83	.03268		
.04	1.016	.24	6.096	.44	11.176	.64	16.256	.84	21.336	.04	.00157	.24	.00945	.44	.01732	.64	.02520	.84	.03307		
.05	1.270	.25	6.350	.45	11.430	.65	16.510	.85	21.590	.05	.00197	.25	.00984	.45	.01772	.65	.02559	.85	.03346		
.06	1.524	.26	6.604	.46	11.684	.66	16.764	.86	21.844	.06	.00236	.26	.01024	.46	.01811	.66	.02598	.86	.03386		
.07	1.778	.27	6.858	.47	11.938	.67	17.018	.87	22.098	.07	.00276	.27	.01063	.47	.01850	.67	.02638	.87	.03425		
.08	2.032	.28	7.112	.48	12.192	.68	17.272	.88	22.352	.08	.00315	.28	.01102	.48	.01890	.68	.02677	.88	.03465		
.09	2.286	.29	7.366	.49	12.446	.69	17.526	.89	22.606	.09	.00354	.29	.01142	.49	.01929	.69	.02717	.89	.03504		
.10	2.540	.30	7.620	.50	12.700	.70	17.780	.90	22.860	.10	.00394	.30	.01181	.50	.01969	.70	.02756	.90	.03543		
.11	2.794	.31	7.874	.51	12.954	.71	18.034	.91	23.114	.11	.00433	.31	.01220	.51	.02008	.71	.02795	.91	.03583		
.12	3.048	.32	8.128	.52	13.208	.72	18.288	.92	23.368	.12	.00472	.32	.01260	.52	.02047	.72	.02835	.92	.03622		
.13	3.302	.33	8.382	.53	13.462	.73	18.542	.93	23.622	.13	.00512	.33	.01299	.53	.02087	.73	.02874	.93	.03661		
.14	3.556	.34	8.636	.54	13.716	.74	18.796	.94	23.876	.14	.00551	.34	.01339	.54	.02126	.74	.02913	.94	.03701		
.15	3.810	.35	8.890	.55	13.970	.75	19.050	.95	24.130	.15	.00591	.35	.01378	.55	.02165	.75	.02953	.95	.03740		
.16	4.064	.36	9.144	.56	14.224	.76	19.304	.96	24.384	.16	.00630	.36	.01417	.56	.02205	.76	.02992	.96	.03780		
.17	3.318	.37	9.398	.57	14.478	.77	19.558	.97	24.638	.17	.00669	.37	.01457	.57	.02244	.77	.03032	.97	.03819		
.18	4.572	.38	9.652	.58	14.732	.78	19.812	.98	24.892	.18	.00709	.38	.01496	.58	.02283	.78	.03071	.98	.03858		
.19	4.826	.39	9.906	.59	14.986	.79	20.066	.99	25.146	.19	.00748	.39	.01535	.59	.02323	.79	.03110	.99	.03898		
.20	5.080	.40	10.160	.60	15.240	.80	20.320	1.00													



CONVERSION TABLES

Multiply in.-lbs. ft.-lbs.	By x 0.11298 x 1.3558	To Get = Newton-Metres (N*m) = Newton-Metres (N*m)	Multiply (N*m) (N*m)	By x 8.851 x 0.7376	To Get = in.-lbs. = ft.-lbs.
Inches Hg. (60°F) Pounds/Sq. In.	x 3.377 x 6.895	= Kilopascals (kPa) = Kilopascals (kPa)	(kPa) (kPa)	x 0.2961 x 0.145	= Inches Hg. = Pounds/Sq. In.
Inches Feet Yards Miles	x 25.4 x 0.3048 x 0.9144 x 1.6093	= Millimetres (mm) = Metres (M) = Metres (M) = Kilometres (Km)	(mm) (M) (M) (Km)	x 0.03937 x 3.281 x 1.0936 x 0.6214	= Inches = Feet = Yards = Miles
Miles/Hr. Feet/Sec. Kilometres/Hr. Miles/Hr.	x 1.6093 x 0.3048 x 0.27778 x 0.4470	= Kilometres/Hr. (Km/h) = Metres/Sec. (M/S) = Metres/Sec. (M/S) = Metres/Sec. (M/S)	(Km/h) (M/S) (M/S) (M/S)	x 0.6214 x 3.281 x 3.600 x 2.237	= Miles/Hr. = Feet/Sec. = Kilometres/Hr. = Miles/Hr.
COMMON METRIC EQUIVALENTS					
1 Inch = 25 Millimeters			1 Cubic Inch = 16 Cubic Centimeters		
1 Foot = 0.3 Meter			1 Cubic Foot = 0.03 Cubic Meter		
1 Yard = 0.9 Meter			1 Cubic Yard = 0.8 Cubic Meter		
1 Mile = 1.6 Kilometers					

J901N-11